

4

3

2

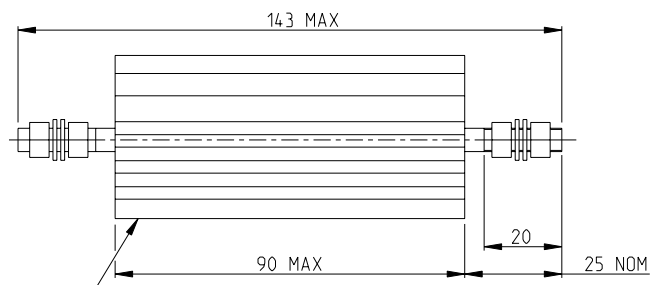
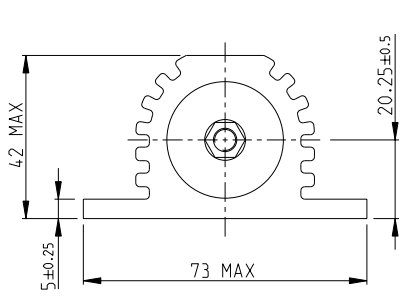
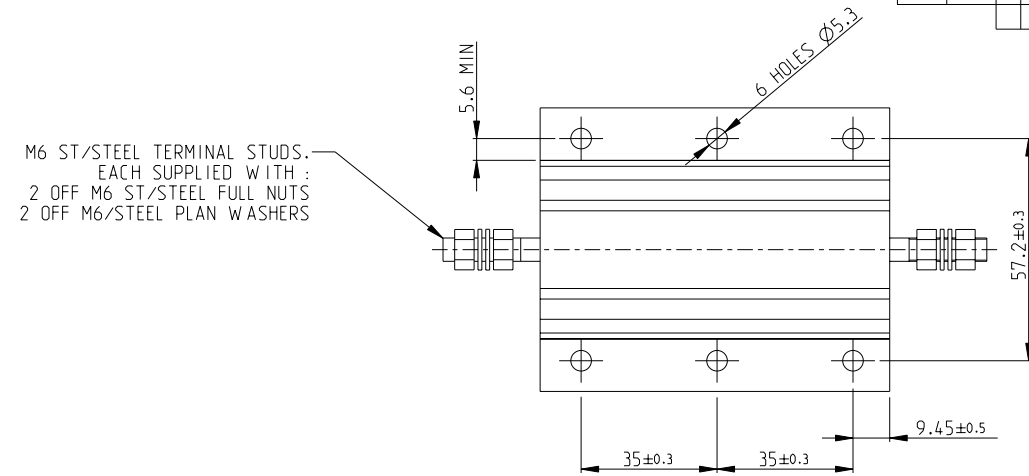
1

THIS DRAWING IS UNPUBLISHED. RELEASED FOR PUBLICATION SEP.2005  
COPYRIGHT 2005 BY TYCO ELECTRONICS CORPORATION. ALL RIGHTS RESERVED.

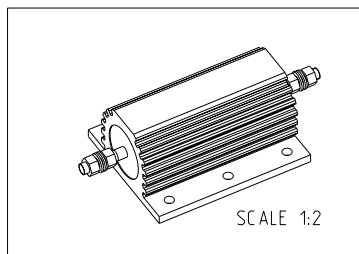
LOC		DIST		REVISIONS			
P	LTR	DESCRIPTION		DATE	DNW	APVD	
A1		Released as per ECR-08-022292		4-Sep-08	SP	JC	

M6 ST/STEEL TERMINAL STUDS.  
EACH SUPPLIED WITH :  
2 OFF M6 ST/STEEL FULL NUTS  
2 OFF M6/STEEL PLAN WASHERS

1 FOR FURTHER INFORMATION SEE DATA SHEET FOR HS SERIES-ALUMINIUM HOUSED RESISTORS  
2 FOR A SPECIFIC PN FOR A RESISTANCE VALUE AND TOLERANCE, PLEASE REFER TO DMF



RoHS Compliant



GOLD ANODISED ALUMINIUM HOUSING

<small>THIS DRAWING IS A CONTROLLED DOCUMENT FOR TYCO ELECTRONICS CORPORATION IT IS SUBJECT TO CHANGE AND THE CONTROLLING ENGINEERING ORGANIZATION SHOULD BE CONTACTED FOR THE LATEST REVISION.</small>		DOWN DAVE KENNEDY 28.SEP.05 CHK J CATCHPOLE 28.SEP.05 APVD J CATCHPOLE 28.SEP.05	Tyco Electronics Corporation Dorcan, Swindon, SN3 5HH
DIMENSIONS: mm 	TOLERANCES UNLESS OTHERWISE SPECIFIED: 0 PLC ±0.5 1 PLC ±0.2 2 PLC ±0.1 3 PLC ± 4 PLC ± ANGLES ±5°	NAME NHSC200 ALUMINIUM HOUSED POWER RESISTOR PRODUCT SPEC - APPLICATION SPEC - WEIGHT -	SIZE A3 CAGE CODE 00779 DRAWING NO C-1630020 RESTRICTED TO -
MATERIAL	FINISH	CUSTOMER DRAWING	SCALE 1:1 SHEET 1 OF 1 REV A1