

Plug-In

# Low Pass Filter

PLP-30+

50Ω DC to 32 MHz

### Maximum Ratings

Operating Temperature	-55°C to 100°C
Storage Temperature	-55°C to 100°C
RF Power Input	0.5W max.

### Pin Connections

INPUT	1
OUTPUT	8
GROUND	2,3,4,5,6,7
CASE GROUND	2,3,4,5,6,7
DEMO BOARD	TB-305

### Features

- rugged welded case, hermetic
- other standard and custom PLP models available with wide selection of fco

### Applications

- test equipment
- lab use
- transmitters/receivers
- military/hi-rel applications



CASE STYLE: A01  
PRICE: \$13.70 ea. QTY (1-9)

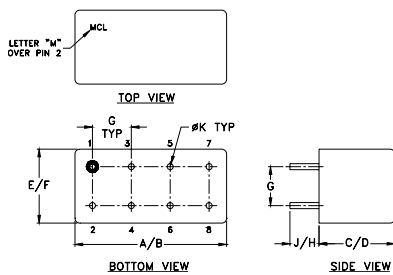
**+ RoHS compliant in accordance with EU Directive (2002/95/EC)**

The +Suffix has been added in order to identify RoHS Compliance. See our web site for RoHS Compliance methodologies and qualifications.

### Low Pass Filter Electrical Specifications

PASSBAND (MHz)	fco (MHz) Nom.	STOPBAND (MHz)		VSWR (:1)	
		(loss > 20 dB)	(loss > 40 dB)	Passband Typ.	Stopband Typ.
DC-32	35	47-61	61-200	1.7	18

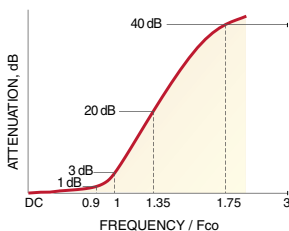
### Outline Drawing



### Outline Dimensions (inch/mm)

A	B	C	D	E	F
.770	.800	.385	.400	.370	.400
19.56	20.32	9.78	10.16	9.40	10.16
G	H	J	K	wt	
.200	.20	.14	.031	grams	
5.08	5.08	3.56	0.79	5.2	

### typical frequency response

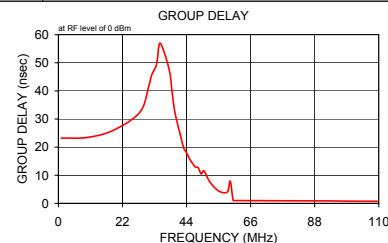
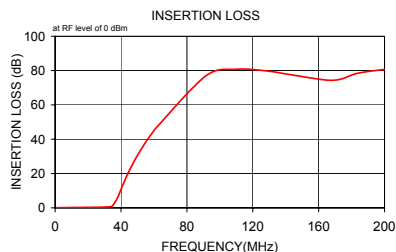


### electrical schematic



### Typical Performance Data

Frequency (MHz)	Insertion Loss (dB)		Return Loss (dB)	Frequency (MHz)	Group Delay (nsec)
	$\bar{x}$	$\sigma$			
1.00	0.07	0.1	45.8	1.00	23.20
10.00	0.21	0.1	23.5	10.00	23.47
19.00	0.29	0.1	18.2	19.00	26.06
28.00	0.37	0.1	20.4	28.00	32.45
31.00	0.48	0.1	28.1	31.00	41.59
32.00	0.55	0.1	21.8	32.00	45.56
33.50	0.62	0.1	18.8	33.50	48.79
34.00	0.76	0.1	16.1	34.00	51.33
35.00	1.30	0.3	9.9	35.00	56.96
38.00	6.09	0.9	2.1	38.00	47.73
40.00	10.78	0.9	0.9	39.00	39.87
43.00	17.56	0.8	0.4	40.00	32.35
45.00	21.65	0.7	0.3	42.00	23.79
46.00	23.56	0.7	0.3	43.00	19.72
47.00	25.39	0.7	0.2	44.00	17.97
48.00	27.19	0.7	0.2	45.00	15.87
50.00	30.58	0.6	0.2	46.00	14.29
55.00	38.32	0.6	0.1	47.00	12.98
59.00	43.69	0.7	0.2	48.00	12.68
60.00	45.01	0.7	0.1	49.00	10.48
61.00	46.27	0.5	0.1	50.00	11.50
91.50	76.88	4.1	0.1	52.00	7.62
109.50	80.77	5.3	0.1	55.00	4.41
127.50	79.89	2.8	0.1	58.00	4.04
145.50	77.20	3.0	0.1	59.00	7.93
164.00	74.52	3.4	0.1	60.00	1.04
173.00	74.92	3.8	0.1	61.00	0.99
182.00	78.05	5.9	0.1	91.50	0.88
191.00	79.62	6.8	0.1	100.50	0.79
200.00	80.65	6.9	0.1	109.50	0.75



P.O. Box 350166, Brooklyn, New York 11235-0003 (718) 934-4500 Fax (718) 332-4661 For detailed performance specs & shopping online see Mini-Circuits web site



The Design Engineers Search Engine Provides ACTUAL Data Instantly From MINI-CIRCUITS At: [www.minicircuits.com](http://www.minicircuits.com)

RF/IF MICROWAVE COMPONENTS

REV. A  
M108294  
PLP-30+  
070326